

Developing Tuberculosis Vaccines

Rachit Agarwal

Centre for BioSystems Science and Engineering

Indian Institute of Science, Bangalore

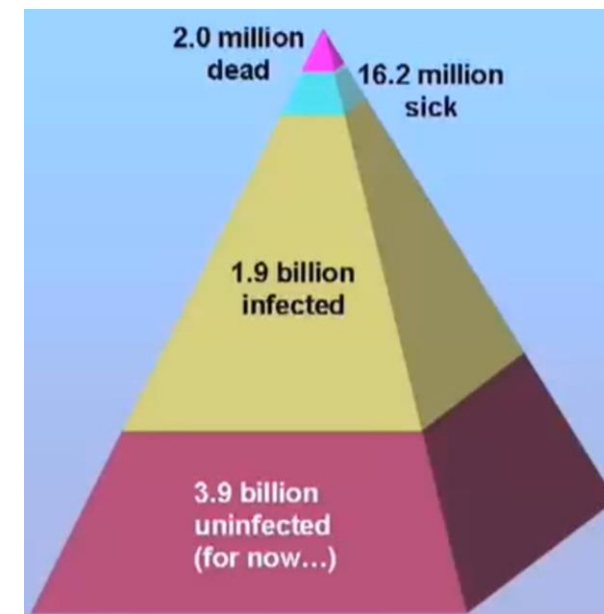
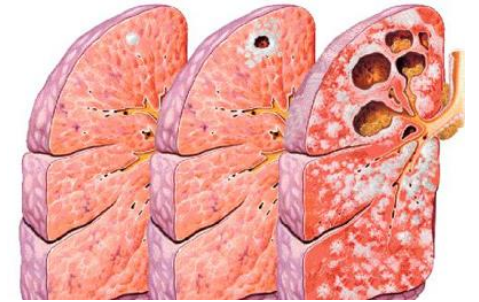
rachit@iisc.ac.in

<http://be.iisc.ac.in/~rachit/>

 @Rachit_Agarwal



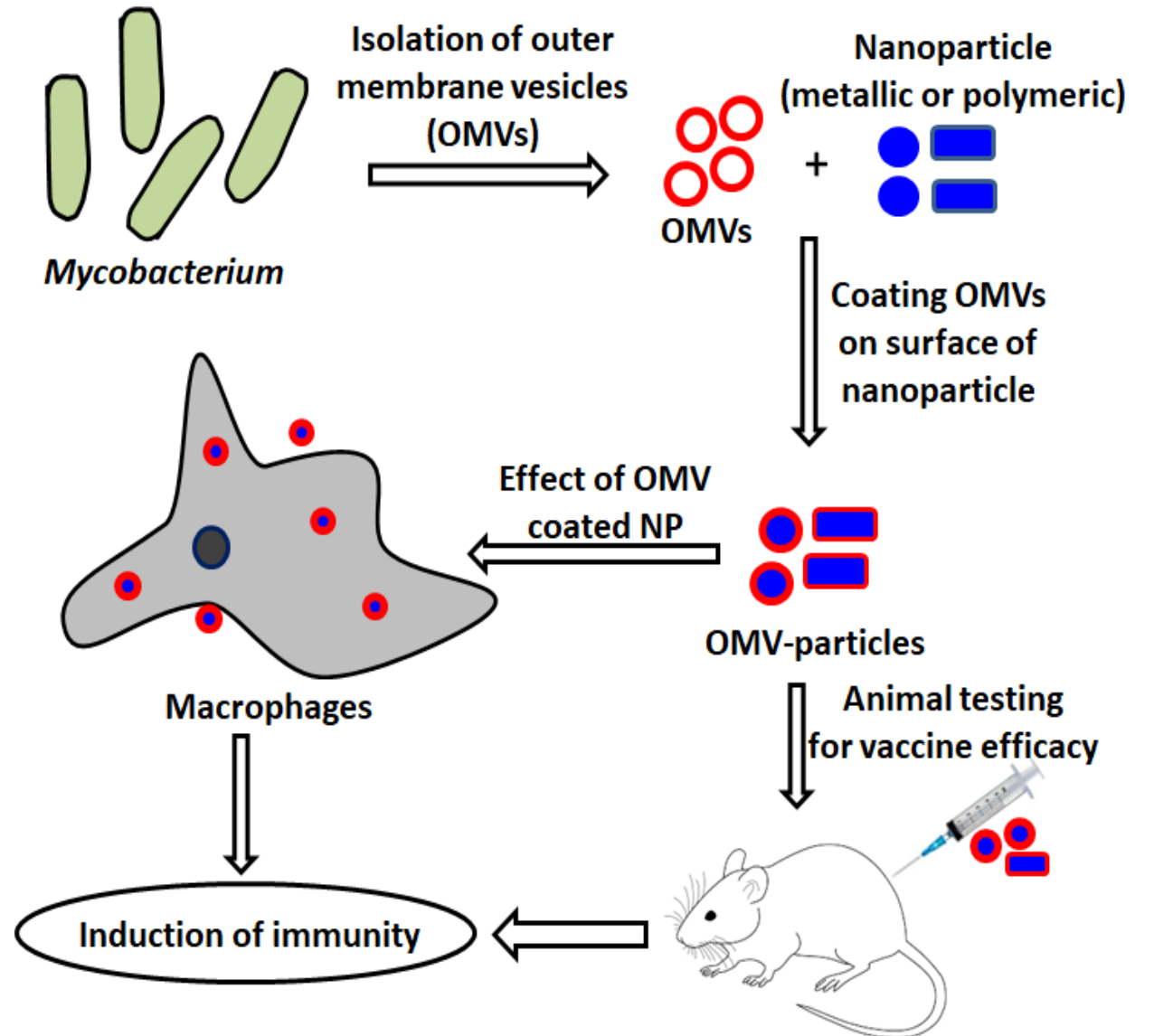
Tuberculosis Lung infections

- Mycobacterium Tuberculosis (MTB) **infects nearly a third of human population**
- 10 million new TB cases each year
- 5% had **Multi-Drug Resistant (MDR) TB**
 - India has highest MDR cases in world
- **Total Drug Resistance (TDR) also reported in India**
 - Resistant against all clinically used antibiotics
- Long treatment: 6-12 months
- BCG vaccine is not effective in adults



Overall system

- Isolation of bacterial outer membrane vesicles
- Synthesizing metal and polymeric particles of different size, shape and charge
- Coating bacterial membranes over to present antigens to immune system
- Testing in mice to determine efficacy of vaccines and compare it to BCG vaccine



Gold Nanospheres and rods

Learnings and major techniques

Students working on this project will develop following expertise:

- Problem solving ability and time management!
- Engineering materials for biological applications
- Designing nanoparticles with various polymers and lipids (liposomes)
- Encapsulating drugs and strategies for sustained and controlled release of drugs
- Immunotherapy
- Microscopic techniques such as fluorescence imaging, Scanning and transmission electron microscopy
- Mammalian and bacterial cell culture, animal handling
- Working with clinical samples and in biosafety level 3 facilities

Further reading

- Gao et al., Modulating antibacterial immunity via bacterial membrane-coated nanoparticles. *Nano Letters* 2015, 15 (2), 1403-9.
- Hu et al., Erythrocyte membrane-camouflaged polymeric nanoparticles as a biomimetic delivery platform. *Proceedings of the National Academy of Sciences* 2011, 108 (27), 10980-10985.